

# V10 Series

## Restricted 10-Pin Cylinder



V10EP45SBKE



V10EP45SPBE



V10EP45SPCE



V10EP45SSCE



V10EP45SBRE



V10EP45SSBE



V10EP45SABE

### PRODUCT FEATURES

- Profile: Euro profile
- Body material: Brass
- Available as: Keyed To Differ (KTD), Keyed Alike (KA), Master Key (MK)
- Suitability: Interior & exterior doors
- Guarantee: 5 Year Mechanical Guarantee
- Keys: Supplied with 3 brass keys
- Anti-pick cylinder
- Anti-drill cylinder

### PRODUCT VARIATIONS

- Restricted euro single cylinder
- Restricted euro double cylinder
- Restricted euro cylinder and turn
- Restricted euro turn & coin release cylinder
- Restricted euro single turn cylinder
- Restricted euro double turn cylinder
- Restricted euro classroom cylinder
- Restricted rim cylinder
- Restricted oval single cylinder
- Restricted oval double cylinder
- Restricted oval cylinder and turn
- Restricted Scandinavian oval cylinder

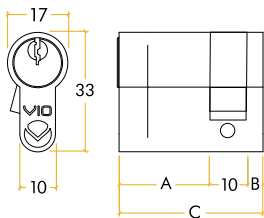
### FINISHES

- Polished Brass (PB)
- Polished Chrome (PC)
- Satin Chrome (SC)
- Powder Coated Black (BK)
- PVD Bronze (BR)
- PVD Satin Brass (SB)
- Antique Brass (AB)

### PACKAGING

- 1 cylinder per box
- 10 per inner box 60 per outer carton

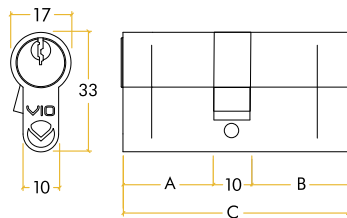
### STANDARDS



V10 EURO SINGLE CYLINDERS

A = Barrel size  
B = 5mm  
C = Total length

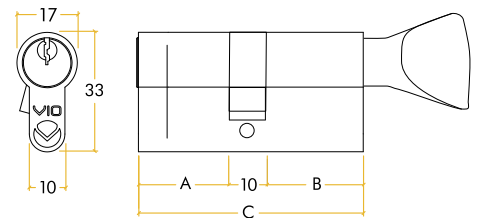
Barrel size starts from 25mm



V10 EURO DOUBLE CYLINDERS

A,B = Barrel size C = Total length

Barrel size starts from 25mm



V10 EURO CYLINDER & TURN

A,B = Barrel size C = Total length

Barrel size starts from 25mm

CODE	DESCRIPTION	FINISH
V10	10-Pin Euro / Oval / Scandinavian Oval Profile Cylinders	PB / PC / SC / BK / BR / SB / AB
	<p>For more information please contact us today:            ERA Home Security T/A Zoo Hardware,            Unit B, Dukes Drive, Kingmoor Park North,            Carlisle, Cumbria CA6 4SH  <b>Call:</b> 01228 672900 <b>Fax:</b> 01228 672928  <b>Email:</b> sales@zoo-hardware.co.uk  <b>Web:</b> www.zoohardware.co.uk</p>	 <p>FM 668401 EMS 668402</p>

# V10 Series

## Restricted 10-Pin Cylinder

PRODUCT CODES	DESCRIPTION	10-PIN RE-	A-	B-	C-						IN-		AVAILABLE FINISHES										
													PB	PC	SC	BK	BR	NP	SB	AB			
V10EP42S	V10 Euro Single Cylinder 42mm	•	27	5	42						•	10	60	•	•	•	•	•			•	•	
V10EP46S	V10 Euro Single Cylinder 45mm	•	31	5	46						•	10	60	•	•	•	•	•				•	•
V10EP50S	V10 Euro Single Cylinder 50mm	•	35	5	50						•	10	60	•	•	•							
V10EP55S	V10 Euro Single Cylinder 55mm	•	40	5	55						•	10	60	•	•	•							
V10EP64D	V10 Euro Double Cylinder 64mm	•	27	27	64						•	10	60	•	•	•	•	•				•	•
V10EP70D	V10 Euro Double Cylinder 70mm	•	30	30	70						•	10	60	•	•	•	•	•				•	•
V10EP80D	V10 Euro Double Cylinder 80mm	•	35	35	80						•	10	60	•	•	•	•	•				•	•
V10EP90D	V10 Euro Double Cylinder 90mm	•	40	40	90						•	10	60	•	•	•	•	•				•	•
V10EP100D	V10 Euro Double Cylinder 100mm	•	45	45							•	10	60	•	•	•	•	•				•	•
V10EP3240D	V10 Euro Double Cylinder 32/40mm	•	27	35	72	•					•	10	60	•	•	•							
V10EP3250D	V10 Euro Double Cylinder 32/50mm	•	27	45	82	•					•	10	60	•	•	•							
V10EP3270D	V10 Euro Double Cylinder 32/70mm	•	27	65	102	•					•	10	60	•	•	•							
V10EP3540D	V10 Euro Double Cylinder 35/40mm	•	30	35	75	•					•	10	60	•	•	•							
V10EP3545D	V10 Euro Double Cylinder 35/45mm	•	30	40	80	•					•	10	60	•	•	•	•	•				•	•
V10EP3550D	V10 Euro Double Cylinder 35/50mm	•	30	45	85	•					•	10	60	•	•	•							
V10EP3555D	V10 Euro Double Cylinder 35/55mm	•	30	50	90	•					•	10	60	•	•	•							
V10EP4045D	V10 Euro Double Cylinder 40/45mm	•	35	40	85	•					•	10	60	•	•	•							
V10EP4050D	V10 Euro Double Cylinder 40/50mm	•	35	45	90	•					•	10	60	•	•	•	•	•				•	•
V10EP4055D	V10 Euro Double Cylinder 40/55mm	•	35	50	95	•					•	10	60	•	•	•							
V10EP4060D	V10 Euro Double Cylinder 40/60mm	•	35	55		•					•	10	60	•	•	•	•	•				•	•
V10EP4550D	V10 Euro Double Cylinder 45/50mm	•	40	45	95	•					•	10	60	•	•	•							
V10EP4555D	V10 Euro Double Cylinder 45/55mm	•	40	50		•					•	10	60	•	•	•							
V10EP64CT	V10 Euro Cylinder & Turn 64mm	•	27	27	64						•	10	60	•	•	•	•	•				•	•
V10EP70CT	V10 Euro Cylinder & Turn 70mm	•	30	30	70						•	10	60	•	•	•	•	•				•	•
V10EP80CT	V10 Euro Cylinder & Turn 80mm	•	35	35	80						•	10	60	•	•	•	•	•				•	•
V10EP90CT	V10 Euro Cylinder & Turn 90mm	•	40	40	90						•	10	60	•	•	•	•	•				•	•
V10EP100CT	V10 Euro Cylinder & Turn 100mm	•	45	45							•	10	60	•	•	•	•	•				•	•
V10EP3240CT	V10 Euro Offset Cylinder & Turn 32/40mm	•	27	35	72	•					•	10	60	•	•	•							