


ZDL7255NL/60NL Series

DIN Night Latch - 72mm c/c



PRODUCT FEATURES

- 55 & 60mm backsets available
- Square & radius profile forends
- SS304 one-piece forend
- Anti-thrust pin
- Grip tight follower
- SS304 latch bolt
- **Performance Testing:** Successfully tested in accordance with the requirements of BS EN 12209 : 2003 Grade 3

3	X	8	1	0	G	1	B	B
								2
								0

FIRE TESTING

- Successfully fire tested in accordance with the requirements of BS EN1634-1, suitable for use on 30, 60, 90 and 120 minute timber fire doors, and 30, 60, 90, 120 and 240 minute steel fire doors

CERTIFICATION

- UKCA marked (Certificate AG7883)
- CE marked (Certificate AG5154)
- CERTIFIRE approved (Certificate CF850)



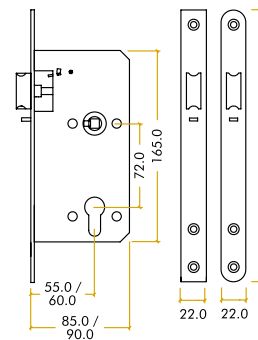
FOREND OPTIONS



- Square
- Radius

FINISHES

- Satin Stainless Steel (SS)

TECHNICAL



CODE	DESCRIPTION	FINISH
ZDL7255NLSS	DIN Night Latch - 72mm c/c - Square	Satin Stainless
ZDL7260NLSS	DIN Night Latch - 72mm c/c - Square	Satin Stainless
ZDL7255NLRSS	DIN Night Latch - 72mm c/c - Radius	Satin Stainless
ZDL7260NLRSS	DIN Night Latch - 72mm c/c - Radius	Satin Stainless
 <p>For more information please contact us today: ERA Home Security T/A Zoo Hardware, Unit B, Dukes Drive, Kingmoor Park North, Carlisle, Cumbria CA6 4SH Call: 01228 672900 Fax: 01228 672928 Email: sales@zoo-hardware.co.uk Web: www.zoohardware.co.uk</p>		 FM 668401 EMS 668402